



It all happens in **Civic Center.**

| **History** | **Culture** | **Government** |

Annual Report 2021



SAN FRANCISCO
**CIVIC
CENTER**



Pacific Structures
www.pacific-structures.com
609-540-1000

2021 District Boundaries and New Developments



1. **311 Grove Street:** DM Development - condominiums
2. **240 Van Ness Ave:** The Kelsey Civic Center/Mercy Housing - mixed income apartments serving the disabled community
3. **30 Van Ness Ave:** Lendlease - office, retail, apartments
4. **1500-1540 Market St:** BUILD Inc/1 Oak condominiums
5. **1546-1564 Market St:** Trumark Urban - condominiums
6. **98 Franklin St:** French American School/Related CA - education, apartments
7. **22 Franklin St:** SST Investments - apartments
8. **1601-1637 Market St:** Strada Investment Group - mixed use/apartments
9. **10 South Van Ness Ave:** Crescent Heights - 10 SVN - apartments

7am-7pm 7 days a week



Day Ambassadors




Playground Safety




Clean Team



Urban Alchemy



Before



Before



After



Evening Ambassadors



Garage Greeter



After



Pressure Washing



Downtown Streets Team

significant CHALLENGES



Covid-19, Delta strain

The pandemic remained an ongoing and unpredictable crisis. Our nation, City and neighborhood have taken impressive steps forward since the vaccine became available; but it is hard to know what challenges still lie ahead.



Asian Hate

San Francisco's Civic Center was not immune to the random acts of violence inflicted upon members of the Asian community.



Opioid Epidemic

San Francisco's downtown core has been the center of drug related deaths - 640 people died in 2021. On December 17, 2021, San Francisco Mayor London Breed declared a state of emergency to address the escalating epidemic.



Vandalism

San Francisco is one of many major cities experiencing a significant rise in retail vandalism and theft. Civic Center was no exception.

significant SOLUTIONS


CCCBD's field crew is responsible for helping to keep Civic Center clean, safe and inviting for residents, employees and visitors. Crews removed 9,987 instances of graffiti (4,012 on private property/5,975 on public property) and 260,433 pounds of trash from the District.



District public safety service providers banded together to protect our Asian neighbors. At right CCCBD and SFPD issue a Commendation to a security officer who aided in the rescue of an Asian individual being attacked at 7th and Market. The rescue was a group effort between CCCBD Ambassadors, Urban Alchemy and Private Security Officer Samba Guisse.



CCCBD Ambassadors offer assistance to individuals in need of support for things such as: drug treatment, housing, mental health support and employment resources. They also make calls to check availability at shelters, make appointments at clinics and provide personal escorts whenever possible. Support services were accepted 262 times with linkages made to area programs. 5,000 copies of CCCBD's Food•Help•Shelter Resource Guides were distributed.



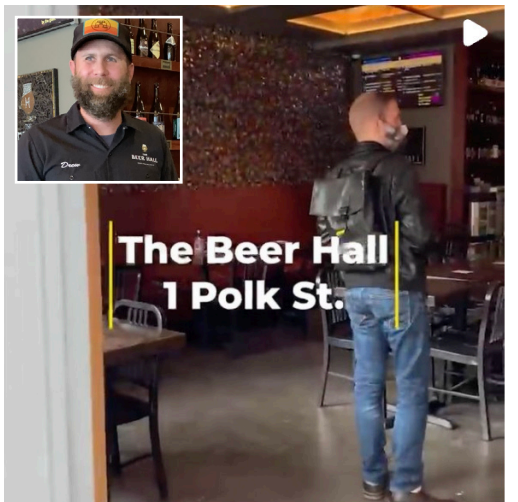
CCCBD's roaming field crew personnel are often the first on the scene after an incident of vandalism occurs. Our team members are critical to reporting the incident to law enforcement, business and property owners; and helping to clean-up and secure the space until repairs can be made.



support for operating **BUSINESSES**



CCCBD's street banner campaign announced the reopening of the District's performing arts venues



Watch CCCBD's small business promotional videos on our website

enhancement of the PUBLIC REALM



UN Plaza Dog Run Under Construction

A CCCBD project in partnership with the Planning Department and Recreation and Parks Department



Civic Center Soundtrack with Recorded and Live Performances

A CCCBD project in partnership with Plaza property owners, Public Works, the Recreation and Parks Department and SFMTA

financials

CCCBD FY 2021 Budget

REVENUES

	ASSESSMENT	% of Budget
Assessment	\$3,023,744.30	100.00%
Non-Assessments		
Grants	\$733,248.09	18.60%
Fee For Service	\$185,460.00	4.70%
Interest Income	\$0.00	0.00%
Other (In-Kind & Misc)	\$0.00	0.00%
Total Non-Assessment (General Benefit Revenue)	\$918,708.09	23.30%
	\$3,942,452.39	100.00%

CCCBD FY 2021 Actual

REVENUES

	ASSESSMENT	% of Budget
Assessment	\$3,028,045.38	100.00%
Non-Assessments		
Grants	\$726,327.25	18.42%
Fee For Service	\$187,705.42	4.76%
Interest Income	\$219.51	0.01%
Other (In-Kind & Misc)	\$4,742.71	0.12%
Total Non-Assessment (General Benefit Revenue)	\$918,994.89	23.28%
Total	\$3,947,040.27	100.00%

CCCBD FY 2021 Budget

SERVICE CATEGORY EXPENSES

	ASSESSMENT	NON-ASSESSMENT	TOTAL
Clean/Safe/Activation	\$2,269,123.97	\$853,248.09	\$3,122,372.06
Marketing/Communication	\$140,606.64	\$0.00	\$140,606.64
Administration/Contingency	\$470,499.77	\$0.00	\$470,499.77
	\$2,880,230.38	\$853,248.09	\$3,733,478.47

CCCBD FY 2021 Budget

SERVICE CATEGORY PERCENTAGES

Clean/Safe/Activation	78.78%	100.00%	83.63%
Marketing/Communication	4.88%	0.00%	3.77%
Administration/Contingency	16.34%	0.00%	12.60%
	100.00%	100.00%	100.00%

CCCBD FY 2021 Actual

SERVICE CATEGORY EXPENSES

	ASSESSMENT	NON-ASSESSMENT	TOTAL
Clean/Safe/Activation	\$1,872,658.02	\$795,936.29	\$2,668,594.31
Marketing/Communication	\$118,750.73	\$0.00	\$118,750.73
Administration/Contingency	\$486,807.89	\$11,093.58	\$497,901.47
	\$2,478,216.64	\$807,029.87	\$3,285,246.51

CCCBD FY 2021 Actual

SERVICE CATEGORY PERCENTAGES

Clean/Safe/Activation	75.56%	98.63%	81.23%
Marketing/Communication	4.79%	0.00%	3.61%
Administration/Contingency	19.64%	1.37%	15.16%
	100.00%	100.00%	100.00%

CCCBD FY 2021 Statement of Financial Position

ASSETS

Cash	\$4,079,529.01
Cash set aside for Contingency & Reserve	\$693,333.19
Receivables (Net)	\$69,268.38
Building Kiosk (Net)	\$1,849,476.33
Furniture & Equipment (Net)	\$34,366.64
Total Assets	\$6,725,973.55

LIABILITIES & NET ASSETS

Accounts Payable & Accrued Expenses	\$303,537.11
Notes Payable	\$36,126.93
Deposits Payable	\$59,692.16
Deferred Revenue	\$1,896,680.65
Total Liabilities	\$2,296,036.85

NET ASSETS

Without Donor Restriction	\$4,429,936.70
Total Net Assets	\$4,429,936.70
Total Liabilities & Net Assets	\$6,725,973.55

CCCBD FY 2021 Carry Forward

2021 Assessment Carry Forward	As of 12/31/2021	Budgeted for 2022	Budget for Future Years
Clean/Safe/Activation	\$824,602.59	\$615,000.00	\$209,602.59
Marketing/Communication	\$52,280.87	\$25,000.00	\$27,280.87
Administration/Contingency	\$841,564.83	\$20,000.00	\$821,564.83
Special Assessment Total	\$1,718,448.29	\$660,000.00	\$1,058,448.29
2021 Non-Assessment Carry Forward			
Non-Assessment (General Benefit Carry Forward)*	\$2,711,488.41	\$250,000.00	\$2,461,488.41
Total Carry Forward	\$4,429,936.70	\$910,000.00	\$3,519,936.70

*Non-Assessment includes non-cash contribution of \$2,065,098.93 for Kiosk

board of directors

Tiffany Bohee

Lendlease

Erika Boulding

Redwood Credit Union

Nathan Brito

San Francisco Ballet

John Caldon

San Francisco War Memorial and Performing Arts Center

Mary Conde

Another Planet Entertainment

Tom Fortin

San Francisco Public Library

Phil Ginsburg

San Francisco Recreation and Parks Department

Patrice Griffith

California Department of General Services

James Haas

Resident & Historian

Rainer Koeners

Broadway SF

Calen McEldowney

Asian Art Museum

Hank Mou

San Francisco Conservatory of Music

Janan New

San Francisco Apartment Association

Andrico Penick

San Francisco City & County Real Estate Division

Annette Turner

Judicial Council of California

Patricia Unterman

Hayes Street Grill

Tim Vrabel

Emerald Fund

Bill Whitfield

Shorenstein



Key partners shaping District policy, programming and infrastructure

- Assemblymember David Chiu
- BART
- Department of Emergency Management
- Department of Public Health
- District 5 Supervisor's Office
- District 6 Supervisor's Office
- Healthy Streets Operations Center
- Homeland Security
- Human Services Agency
- Mid Market Community Benefit District
- Office of Economic and Workforce Development
- Office of the City Administrator
- SF Planning
- San Francisco Police Department
- San Francisco Fire Department
- Public Works
- Recreation and Parks Department
- SFMTA
- SF Travel's Clean and Safe Coalition
- United States of America

